



### District Report Card: 2017


<b>State:</b> Meghalaya	<b>District:</b> South West Garo Hills
<b>Class:</b> 3	<b>Subject:</b> Language
<b>Schools:</b> 57	<b>Students:</b> 469


### Participation/Coverage


#### Students

<b>GENDER</b> 	Boys		Girls	
	Number	%	Number	%
	241	51.39	228	48.61

<b>AREA</b> 	Rural		Urban	
	Number	%	Number	%
	469	100.00	0	0.00

<b>CATEGORY</b> 	SC		ST		OBC		GEN	
	Number	%	Number	%	Number	%	Number	%
	9	1.92	371	79.10	1	0.21	88	18.76

<b>CWSN</b> 	LD	VI	HI	S&LD	ID	Oth
	2	2	1	2	1	5

<b>Management</b> 	Government		Government-aided	
	Number	%	Number	%
	361	76.97	108	23.03

### Average Performance of Students in Language (%)

Overall	Gender		Area		Management		Social Group			
	Male	Female	Rural	Urban	Govt.	Aided	SC	ST	OBC	GEN
67.55	67.30	67.81	67.55	0.00	70.18	58.77	87.41	63.36	46.67	83.41

## Performance on Learning Outcomes (LOs)

Learning Outcomes	Description	Average Performance(%)
L304	Reads small texts with comprehension i.e., identifies main ideas, details, sequence and draws conclusions	70.09
L312	Reads printed scripts on the classroom walls: poems, posters, charts etc.	62.47

Range of Performance of Students who Answered Correctly							
Below 30%		30% - 50%		50% - 75%		Above 75%	
Number	%	Number	%	Number	%	Number	%
45	9.59	97	20.68	102	21.75	225	47.97

## Lowest Performing Learning Outcomes (LOs)

1 - Reads printed scripts on the classroom walls: poems, posters, charts etc. (62.47)

2 - Reads small texts with comprehension i.e., identifies main ideas, details, sequence and draws conclusions (70.09)